

EXPRESSION PRO

VS

EXPRESSION TWO



EXPRESSION PRO



ENJOY THE VIDEO!

Available in two models: 2G & 3G



Backlight panel



Expression is Attitude

WHITE



BLACK



A 360° Experience

NEW EASY-TO-USE TFT COLOR TOUCHSCREEN



ALLOWS YOU TO PERSONALIZE YOUR LOGO DISPLAYED AND OFFERS A WIDE POSSIBILITY OF PROGRAMMING

BIGGER DRIP TRAY



INCREASES COMFORT AND GREATER FREEDOM OF MOVEMENT.

THE GROUP EXHAUSTS ARE PIPED DIRECTLY INTO THE DRAIN TUB.
THE CUPS ARE ALWAYS CLEAN. THE DROPS FALL DOWN THROUGH THE TRAY SO IT LOOKS CLEAN

NEW STEAM LEVERS



WITH IMPROVED ERGONOMY AND REDESIGNED STEAM WANDS


IBERITAL

A 360° Experience

BACKLIT LED LIGHTS
FRONT PANEL

TOUCH PADS

FILTER HOLDER



STAINLESS STEEL FRONT
PANEL WITH BACKLIT
WORK SPACE

NEW SCREEN TOUCHPADS,
SOFT TO THE TOUCH

NEW, MORE ERGONOMIC
FILTER HOLDERS

IBERITAL

A 360° Experience

NEW, ELEGANTLY
DESIGNED GAUGE



IMPROVED VISIBILITY
FOR CHECKING PRESSURE
WHICH ALLOWS FOR
EXTRAORDINARY
STEAMING

ON/OFF BUTTON



No more position 1, position 2 mains switch. The Expression Pro has one on/off button. It automatically detects the water level then switches over to position 2 (fully on and heating) when the boiler is full.

A 360° Experience

THERMAL INSULATION FOR
BOILERS.



ENABLING A MINOR LOSS OF
TEMPERATURE.
ELECTRONICS MAKES MORE
PRECISE TEMPERATURE CONTROL
ENERGY SAVER

NEW WATER COLLECTION
SYSTEM OF GROUP SOLENOIDS.



THANKS TO A SILICONE TUBE WATER GOES DIRECTLY TO THE
DRAIN COLLECTOR BOX. THIS SYSTEM IS CLEANER AND
DIMINISHES THE NOISE DUE TO SPLASH.

A 360° Experience

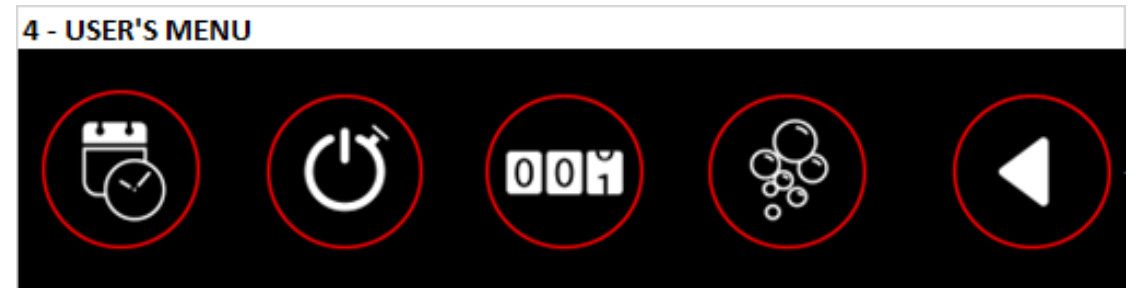

- REDESIGN OF WIRING → DUE TO A HIGHER REQUEST OF POWER, WIRING HAS BEEN REDESIGNED
- NEW PCB CONTROL → MORE POWERFUL DUE TO THE MORE NUMEROUS FUNCTIONS AVAILABLE
- NEW ILLUMINATED MAIN SWITCH

EXPRESSION PRO






DISPLAY



USER'S MENU








BUTTONS







USER'S MENU

4 - USER'S MENU


    




4.1 - SET DATE

 **Day**
Hour format
Hour


  




4.2 - AUTO ON/OFF

 **Monday**
Disabled
ON: 06:13 am
OFF: 23:34 pm


  




4.3 - COUNTERS

 **Group 1**
Group 2
Group 3
Others


  




4.4 - AUTO WASH

 **Group 1**
Group 2
Group 3
All

4.2.1 - AUTO ON/OFF ENABLE


 **Monday:**
Enabled
Disabled

4.3.1 - GR.X COUNTERS


Group X quantities:




1 espresso:	000000
1 coffee:	000000
2 espressos:	000000
2 coffees:	000000
Continuous:	000000




USER'S MENU



4.4 - AUTO WASH

 **Group 1**
Group 2
Group 3
All


  



4.4.1 - AUTO WASH CONFIRMATION

 Is the cleaning filter with detergent put in Group X?


 



4.4.1 - AUTO WASH WARNING

 Insufficient temperature in boiler (70 °C/158 °F). Continue anyway?


 



4.4.2 - AUTO WASH WAIT

 Auto wash in process. Please wait.

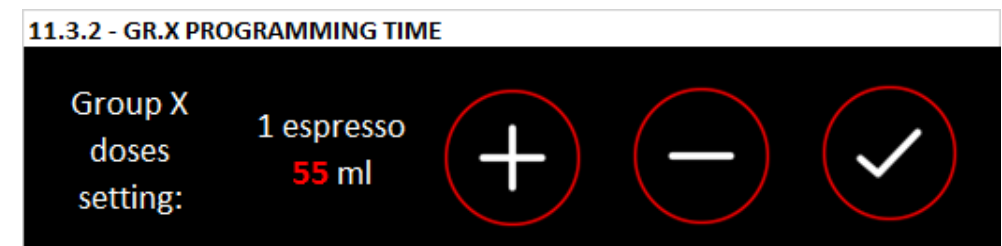
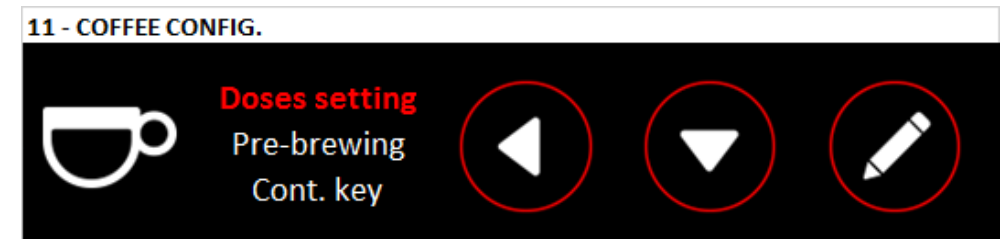
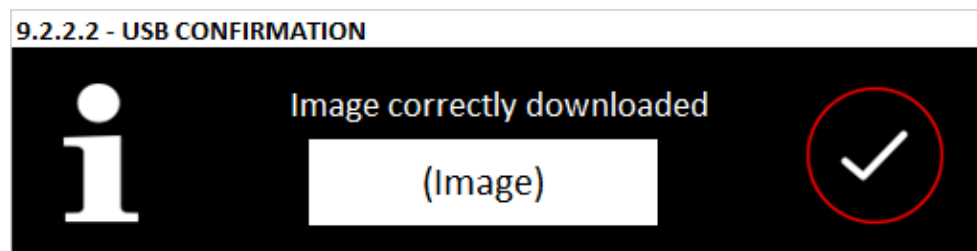
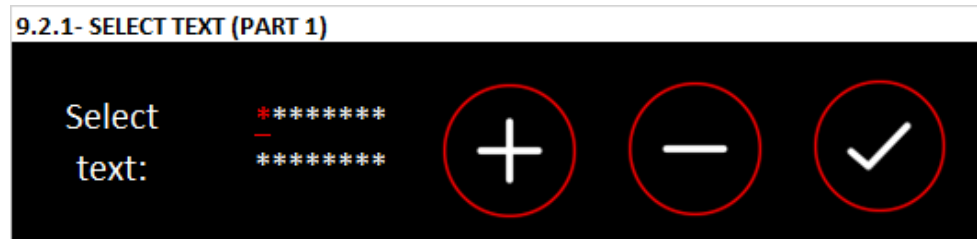

4.4.3 - AUTO WASH FINISHED

 Finished. Please remove the cleaning filter.

THE CLEANING CYCLE IS ACTIVATED VIA THE TOUCH DISPLAY. IT COUNTS DOWN THROUGH THE CLEANING CYCLE AND TELLS THE USER WHAT TO DO.

TECHNICAL MENU



The same program dose for the coffee can be done for the hot water (ml or time). Option to program dose via Touch display by either time or by actual water volume. Instead of setting with number of pulses with Pro you set directly the ml volume you want Machine to deliver.

TECHNICAL MENU

8 - TECHNICAL MENU




13 - COFFEE BOILER CONFIG. (PART 1)



13.2 - HOT MILK TEMP.



13.4 - CHANGE FROM STEAM TO AIR TEMP.



13.3 - FROTHED MILK TEMP.



13.5 - OFFSET REAL FROTHED MILK TEMP.




TECHNICAL MENU

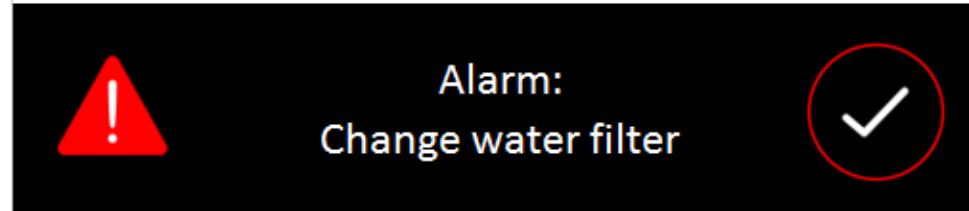
8 - TECHNICAL MENU



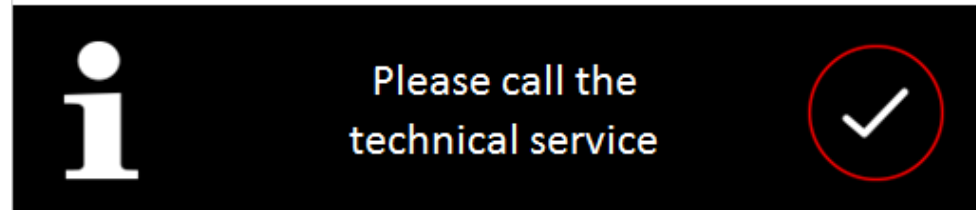
12 - ALARMS CONFIG.



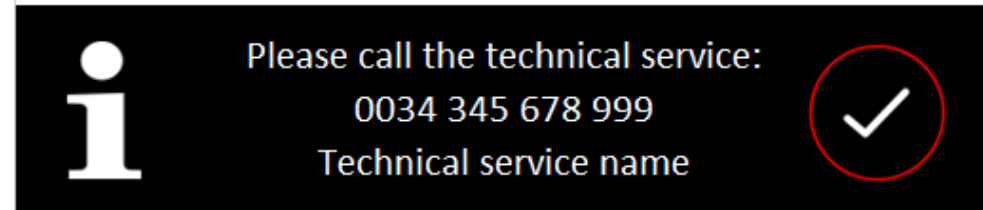
14.7 - ALARM: CHANGE WATER FILTER



14.9 - CALL TECHNICAL SERVICE - GENERIC



14.10 - CALL TECHNICAL SERVICE - SPECIFIC



WELCOME TO THE PRO WORLD

Old



New





EXPRESSION PRO IS :
SUPREME INSPIRATION
DESIGN
PRECISION
HIGH TECH

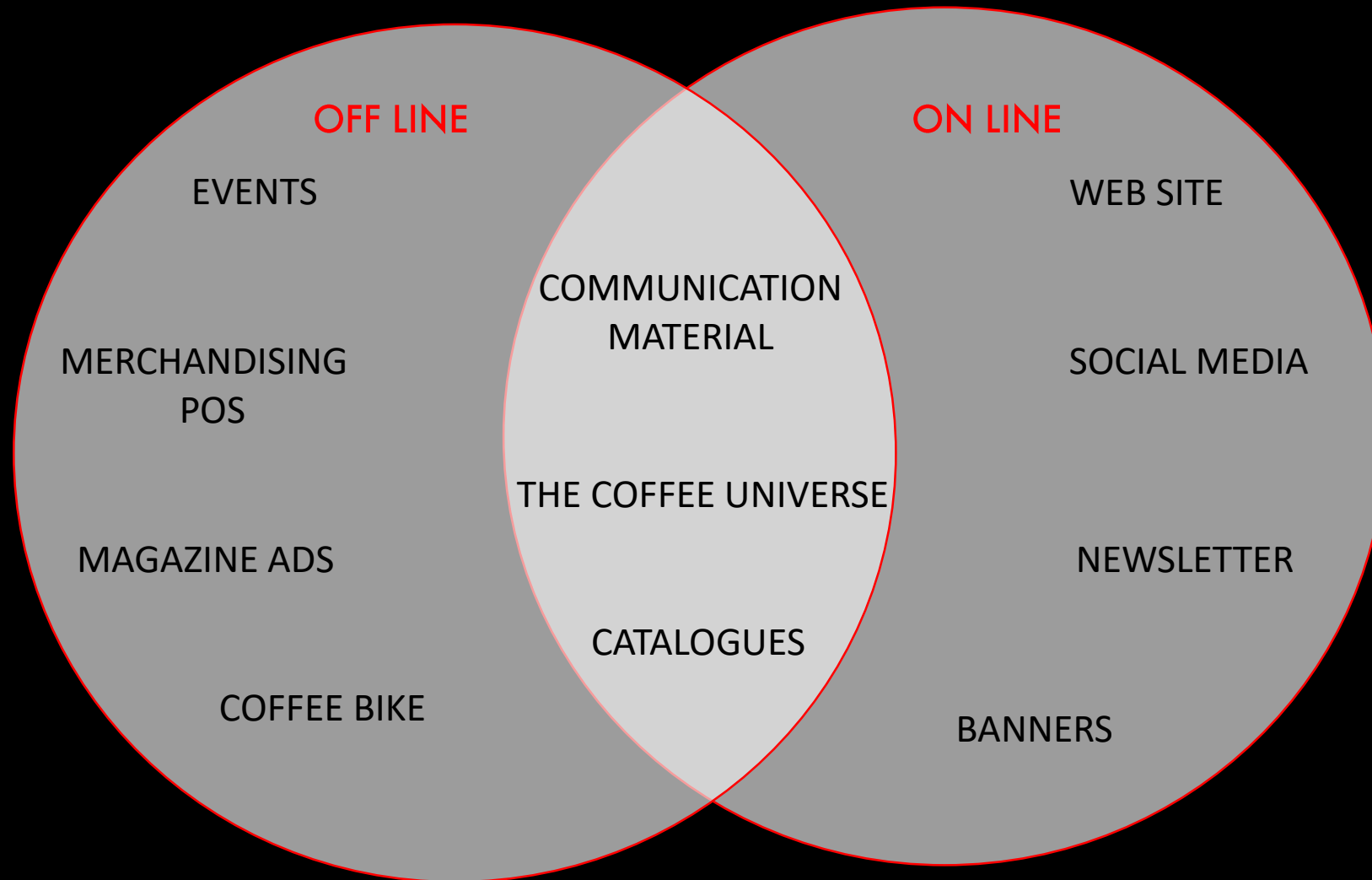


WELCOME TO THE PRO WORLD



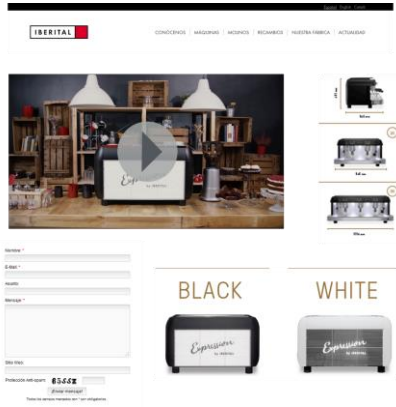
<i>Expression Two</i>	<i>Expression Pro</i>	<i>Features</i>
NO	YES	TFT Colour Touch-display designed for high-speed access and programming.
NO	YES	Programming of coffee doses either in milliliters or timed .
NO	YES	25% more space in work area. Bigger drip tray.
NO	YES	Programming of the all groups cleaning system with improved intelligence.
NO	YES	Less Power consumption with thermal insulation of boilers
NO	YES	Programming of the technical service's name and phone number in case of maintenance alarm.
NO	YES	Auto on / off with the possibility of individual schedule for each day of the week
NO	YES	Easy configuration of the machine
NO	YES	Only optional with autosteamer: offset for milk's real temperature
YES	YES	Record of the number of coffees made per dose
YES	YES	Monitoring of the liters of water consumed
YES	YES	Programming of the sensitivity of the water level probe according to the water hardness.

MARKETING SUPPORT



MARKETING SUPPORT

WEB SITE



NEWSLETTER



CATALOGUE



MAGAZINE ADS



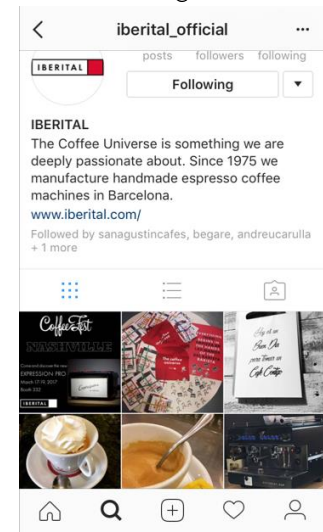
THE COFFEE UNIVERSE Magazine



RRSS TCU Webzine & Facebook



SOCIAL MEDIA Facebook, Instagram & Twitter



MARKETING SUPPORT

MERCHANDISING POS



EXPRESSION PRO

The Expression that defines you



THANK YOU!

IBERITAL